

BUFFALO GAUGE INC™

INSTRUMENTATION SERVICES

Your One Stop Instrument Shop



300L SERIES ALL SS GAUGES LIQUID FILLED

SPECIFICATIONS:

- Stainless steel case and bezel
- 316SS internals and connection
- Connection welded to case
- Liquid filled (dry available)
- 3-2-3 % accuracy on 1 1/2" & 2 1/2" dial
- 1% accuracy on 4" & 6" dial

(1% accuracy available on 2 1/2" dial by special request only – consult factory)

AVAILABLE DIAL SIZES:

1 1/2", 2", 2 1/2", 4", 6"

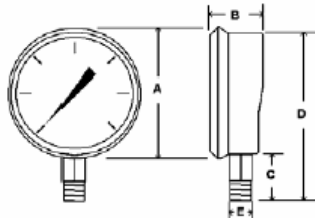
AVAILABLE CONNECTION SIZES:

1/4" MNPT on 2 1/2" and 4"

1/2" MNPT on 4" and 6"



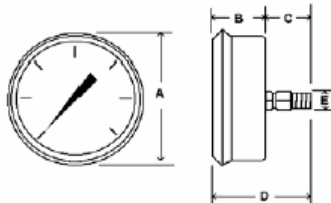
301LFW



	2 1/2"	4"	6"
A	2.8"	4.35"	6.5"
B	1.23"	1.28"	1.7"
C	1"	1.475"	1.41"
D	3.63"	5.75"	3.05"
E	.5"	.8"	1/4" or 1/2"

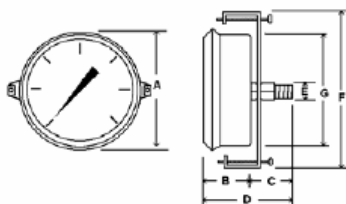
302LFW

(4" Dial Size = Lower Back Connected & removable Bezel)



	1 1/2"	2 1/2"	4"
A	1.7"	2.8"	4.37"
B	1.1"	1.23"	1.71"
C	.875"	1.1"	1.41"
D	2"	2.35"	3.05"
E	.55"	.5"	1/4" or 1/2"

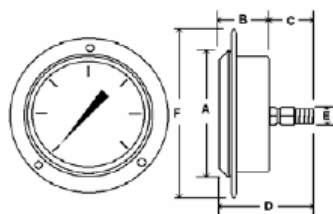
303LFW



	1 1/2"	2 1/2"	4"
A	1.73"	2.8"	
B	1.05"	1.23"	
C	.825"	1.1"	
D	1.8"	2.38"	
E	.375"	.5"	
F			
G	1.56"	2.45"	

304LFW

(4" Dial Size = Lower Back Connected & removable Bezel)



	1 1/2"	2 1/2"	4"
A	1.73"	2.8"	4.37"
B	1.05"	1.23"	1.71"
C	.825"	1.1"	1.41"
D	1.8"	2.38"	3.05"
E	.375"	.5"	1/4" or 1/2"
F		3.43"	5.22"
G	1.56"	2.45"	3.90"